

The night of Santos Populares in numbers

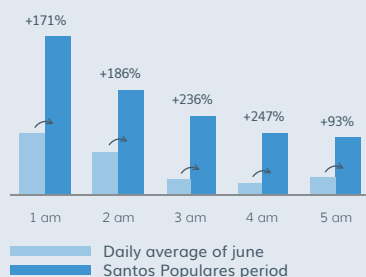
Cash operations



10 millions €
-3,7% than in 2018

0,2 millions
Nº Cash operations
-8,0% than in 2018

Variation of cash operations at dawn (1 am - 6 am)
Daily average of june vs. Santos Populares period



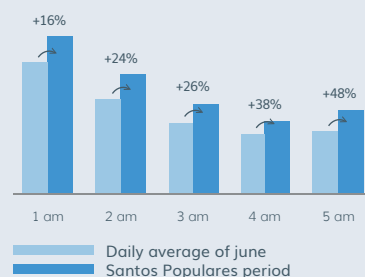
Purchases



14,9 millions €
+4,2% than in 2018

0,5 millions
Nº Purchases
+4,5% than in 2018

Variation of purchases at dawn (1 am - 6 am)
Daily average of june vs. Santos Populares period



Note: Santos Populares period: The analysis considers the period from 6 pm of June 12th to 6 am of June 13th for Santo António, from 6 pm of June 23rd to 6 am of June 24th for São João and from 6 pm of June 28th to 6 am of June 29th for São Pedro.
Daily average of June: The analysis considers the daily average of June from 6 pm to 6 am of the municipalities that celebrate the holiday of the respective Santos.
The indicators are the result of all municipalities that celebrate their Santos holiday (Santo António 14 municipalities, São João 31 municipalities and São Pedro 16 municipalities).

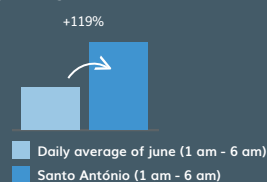
Santo António

Cash operations

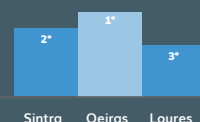


4,2 millions €
44,7 €
Average value

Variation of cash operations at dawn (1 am - 6 am)
Daily average of june vs. Santo António



TOP visitors from municipalities
that do not celebrate the holiday
(all operations)

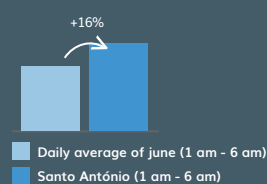


Purchases



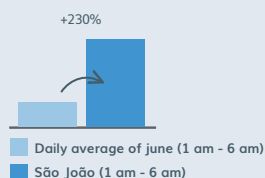
7,3 millions €
31,8 €
Average value

Variation of purchases at dawn (1 am - 6 am)
Daily average of june vs. Santo António



Analysis considers the 14 municipalities
that celebrate Santo António

Variation of cash operations at dawn (1 am - 6 am)
Daily average of june vs. São João



Cash operations



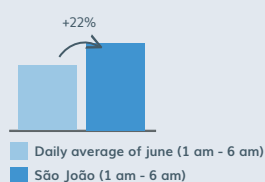
2,7 millions €
43,1 €
Average value

São João

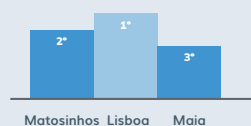


Analysis considers the 31 municipalities
that celebrate São João

Variation of purchases at dawn (1 am - 6 am)
Daily average of june vs. São João



TOP visitors from municipalities
that do not celebrate the holiday
(all operations)

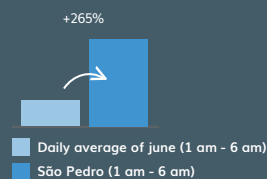


Cash operations

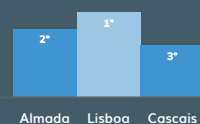


3,1 millions €
61,3 €
Average value

Variation of cash operations at dawn (1 am-6 am)
Daily average of june vs. São Pedro



TOP visitors from municipalities
that do not celebrate the holiday
(all operations)

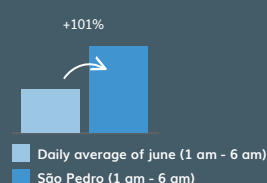


Purchases



3,7 millions €
31,3 €
Average value

Variation of purchases at dawn (1 am - 6 am)
Daily average of june vs. São Pedro



Analysis considers the 16 municipalities
that celebrate São Pedro