



Santos Populares



2023

Transactions

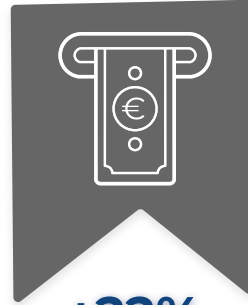
+34%



vs. 2022 - Transactions
Withdrawals + Payments

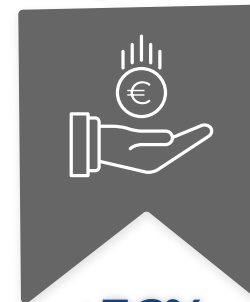
During Santos Populares celebrations:
[between 8pm and 6am vs 2022]

Withdrawals



+22%

Payments



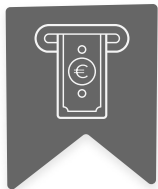
+36%

MB WAY



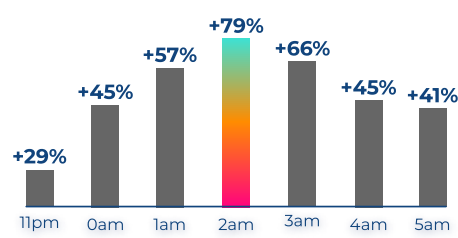
+96%

Withdrawals



+24% vs.2022
45€ Average ticket

Variation in overnight transactions
Daily average of June vs.
Santos Populares Period

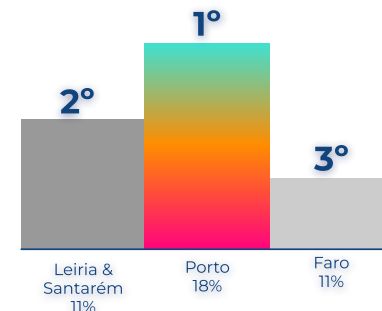


Payments




+30% vs.2022
25€ Average ticket


Top visitors from other country areas
(number of cards)



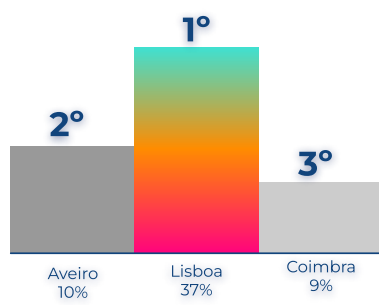
*visitors who live more than
50km from Lisboa



+100%
Number of payments
vs.2022

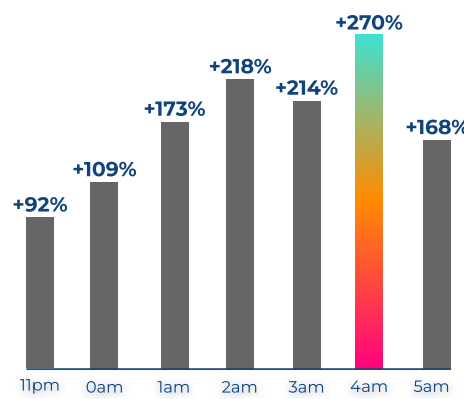


Top visitors from other country areas
(number of cards)



*visitors who live more than
50km from Porto

Variation in overnight transactions
Daily average of June vs.
Santos Populares Period



Withdrawals



+23% vs.2022
44€ Average ticket

Payments

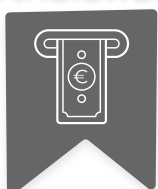


+63% vs.2022
24€ Average ticket



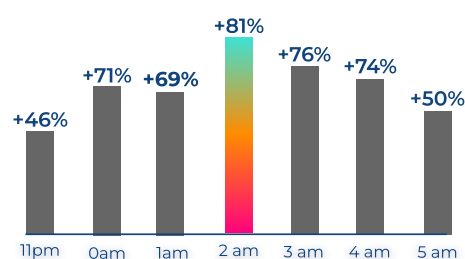
+131%
Number of payments
vs.2022

Withdrawals



+9% vs.2022
53€ Average ticket

Variation in overnight transactions
Daily average of June vs.
Santos Populares Period

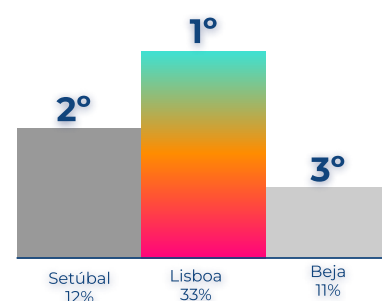


Payments



+25% vs.2022
28€ Average ticket

Top visitors from other country areas
(number of cards)



*visitors who live more than
50km from Évora



+79%
Number of payments
vs.2022