

# SUMMER HOLIDAY 2025




**+9%**

**No. of Transactions**  
Withdrawals & purchases  
vs 2024



**+4%**

**Value of Transactions**  
Withdrawals & purchases  
vs 2024



**1 in 6**

**Purchases made with  
Foreign Card**  
vs 1 in 7 in 2024

**38 €**

Average Ticket

-2€ Average ticket  
variation vs 2024

## Purchases by Sector

Variation of purchases vs 2024



**Leisure**



**Restaurants**

**+15%**

**No. of Transactions**

**+1%**

**Value of Transactions**

**+11%**


**No. of Transactions**

**+12%**

**Value of Transactions**

## Foreign Tourists

Transactions with foreign cards in Portugal vs 2024



**+11%**

**No. of Transactions**  
Withdrawals & purchases  
vs 2024



**+5%**

**Value of Transactions**  
Withdrawals & purchases  
vs 2024


**41 €**

Average Ticket

-3€ Average ticket  
variation vs 2024

## TOP 5 Countries

Weight of transactions in total external consumption, in number



**France**

**20%**




**UK**

**14%**




**Spain**

**12%**



**EUA**

**7%**




**Germany**

**7%**



## Portuguese Tourists

In Portugal and around the World



**+9%**

**No. of Transactions**  
Withdrawals & purchases  
vs 2024



**+7%**

**Value of Transactions**  
Withdrawals & purchases  
vs 2024

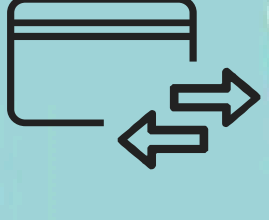
**39 €**

Average Ticket

-1€ Average ticket  
variation vs 2024

## TOP 5 main destinations

Weight in number of transactions



**Destinations with more transactions**  
carried out by Portuguese more than 50 kilometers from  
their usual place of residence

Spain reveals to be a new destination  
of choice, getting ever closer to Faro.

**Faro**

**Lisbon**

**Spain**

**Porto**

**Setúbal**

**12%**

**12%**

**11%**

**7%**

**5%**

**-7%**

**+1%**

**+4%**

**+3%**

**+0%**

Variation of the weight of the destination in total, in number of transactions vs. 2024

## Top 5 destinations and origin of Portuguese visitors

Main routes of Portuguese tourists in the summer

**Faro**

**Lisbon**

**Spain**

**Porto**

**Setúbal**

Lisbon (10%)  
-1%

Porto (3%)  
-5%

Setúbal (3%)  
+1%

Porto (5%)  
+3%

Braga (3%)  
+25%

Santarém (2%)  
+8%

Lisbon (6%)  
+5%

Porto (4%)  
+13%

Braga (2%)  
+18%

Lisbon (3%)  
-1%

Aveiro (1%)  
+19%

Azores & Madeira (1%)  
+27%

Lisbon (3%)  
+7%

Porto (1%)  
+1%

Setúbal (1%)  
+6%

Route weight in total of 5 destinations and variation in number of transactions vs. 2024


## TOP 5 Countries

Weight of transactions in total Portuguese consumption abroad, in number




**Spain**

**43%**




**France**

**16%**



**Italy**

**7%**



**Ireland**

**5%**



**Belgium**

**4%**

## The 5 international destinations and the origin of Portuguese visitors

Main international routes of Portuguese tourists in the summer

**Spain**

**France**

**Italy**

**Ireland**

**Belgium**

Lisbon (14%)  
+5%

Porto (11%)  
+13%

Braga (5%)  
+18%

Lisbon (6%)  
+5%

Porto (3%)  
+3%

Braga (2%)  
+1%

Lisbon (3%)  
+13%

Porto (2%)  
+6%

Faro (1%)  
+7%

Lisbon (2%)  
+68%

Porto (1%)  
+56%

Setúbal (1%)  
+65%

Lisbon (2%)  
+16%

Porto (1%)  
+13%

Setúbal (1%)  
+7%

Route weight in total of 5 international destinations and variation in number of transactions vs. 2024

